

Report Your Address (for J-1 Scholars)

Published on Office of International Students & Scholars (<https://oiss.yale.edu>)

Report Your Address (for J-1 Scholars)

Federal regulations require that all J-1 scholars report their U.S. residential address, phone number, and email to their program sponsor.

J-1 scholars (in the Research Scholar, Professor, Short Term Scholar, and Student Intern categories) who received a DS-2019 from OISS should update their address and contact information in their OISS Connect account when first arriving in the U.S. J-1 scholars are also required to report within 10 days any change of residential address.

Instructions

1. Log in to OISS Connect

[Log in to OISS Connect](#) [1]

Before arriving at Yale, you used OISS Connect to provide documents and information for obtaining your DS-2019. When at Yale, you will continue using that same email username, even though you may have obtained a Yale email address and saved it in your account.

If you need to reset your password, click “Forgot your password?” on the above login page. Enter your email username and wait for the page to confirm that a reset password email was sent. The email will be sent to whatever email address was last saved in your account.

2. Update Your Information

In the Profile tab of your OISS Connect account, click the pencil icon in the top right of the My Contact Information section.

Report Your Address (for J-1 Scholars)

Published on Office of International Students & Scholars (<https://oiss.yale.edu>)

Profile

Message Center


Requests

Documents



Initiate a New Request

My Contact Information

US Physical Address

 100 Temple St
New Haven CT 06510 -2711

Contact

 example.email@yale.edu  2031231234

View More

Fill out or update the following fields. Make sure to click "Update" when done.

US Physical Address: Your local residential street address. Make sure to complete all fields; only Address Line 2 is optional (e.g. Apt # 1).

Primary Email Address: Your @yale.edu email address, if available; otherwise, the email address you using for Yale-related messages. OISS will message you at this email address. Note that changing this email address will not change your OISS Connect username.

Primary Phone Number: Your primary US phone number. Please enter only seven numbers, starting with the three-digit area code (e.g. 2034322305). Do not enter spaces or dashes or the +1 country code.

Source URL: <https://oiss.yale.edu/immigration/j-1-scholars/maintaining-legal-status/report-your-address>

Links

[1] <http://connect.oiss.yale.edu/index.cfm?FuseAction=scholarportal.department#/login>